



► **Cold Plasma**

Improve Indoor Air Quality and Give You a Healthier Life

Active hydrogen oxygen ions are generated which can eliminate **bacteria, viruses, dusts** and other **harmful agents** in the air.



LOMO N
NON-INVERTER SERIES

2
YEARS **WARRANTY FOR SPARE PARTS**

6
YEARS **WARRANTY FOR COMPRESSOR**

WALL MOUNTED

► **Golden Fin (Outdoor Unit)**

- Anti Corrosion Design with Better Hydrophilic Coating
- Performance of golden fin is **3 times** better than normal fin.



Uncoated Aluminium (Corrode)



R410A Eco-friendly Refrigerant

- Quiet
- Fast Cooling & Eco Friendly
- Generate active ions which eliminate **90% of bacteria, viruses and dusts**



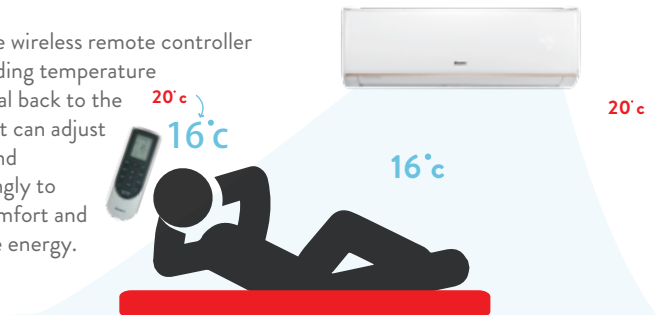
Model	Indoor		GWC09QB-K3NNB4F/I	GWC12QC-K3NNB4F/I	GWC18QD-K3NNB4D/I	GWC24QE-K3NNB4B/I
	Outdoor		GWC09QB-K3NNA1F/O	GWC12MB-K3NNA3E/O	GWC18QD-K3NNA1D/O	GWC24QE-K3NNA1B/O
Application Area	sq m		12-18	16-24	23-34	27-42
	sq ft		129-194	172-258	248-366	291-452
Refrigerant Type			R410A	R410A	R410A	R410A
Function			Cooling	Cooling	Cooling	Cooling
Capacity	Cooling	Btu/h	9,000	12,000	18,000	22,000
Efficiency	EER	Btu/hw	10.99	10.58	9.83	10.28
	COP	W / W	3.22	3.10	2.88	3.01
Noise Level	Indoor (H/L)	dB(A)	40/27	42/31	44/35	46/38
	Outdoor	dB(A)	50	50	52	56
Electrical Data	Power Source		Indoor	Indoor	Indoor	Indoor
	Phase	Φ	1	1	1	1
	Voltage	V	220-240	220-240	220-240	220-240
	Running Current	A	3.22	5.03	7.68	9.9
	Power Input	W	819	1,134	1,832	2,140
Moisture Removal	Indoor	L/h	0.8	1.4	1.8	2.0
Air Circulation	Indoor/Hi	m ³ /h	580	735	900	1250
		CFM	341	433	530	736
Outline Dimension	Height x Width x Depth (mm)	ID	275 x 790 x 200	289 x 845 x 209	300 x 970 x 224	325 x 1078 x 246
		OD	540 x 776 x 328	540 x 848 x 320	540 x 848 x 320	680 x 913 x 378
Package Dimension	Height x Width x Depth (mm)	ID	367 x 866 x 271	281 x 921 x 379	383 x 1041 x 320	413 x 1148 x 350
		OD	595 x 823 x 358	595 x 881 x 363	595 x 881 x 363	740 x 997 x 431
Net Weight	kg	ID/ OD	9.0/27.5	10.5/32.5	13.5/39.5	17/49
		mm	6.35	6.35	6.35	6.35
Refrigerant Pipe Diameter	Liquid side	inch	1/4"	1/4"	1/4"	1/4"
		mm	9.52	12.70	12.70	15.88
	Gas side	mm	3/8"	1/2"	1/2"	5/8"
		inch				

Special Features



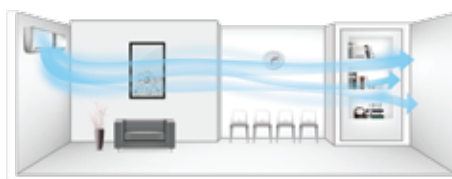
I-Feel

The mini sensor in the wireless remote controller can sense its surrounding temperature and transmit the signal back to the indoor unit so the unit can adjust the air flow volume and temperature accordingly to provide maximum comfort and at the same time save energy.




Turbo Cooling

Press "Turbo" button on remote controller to enjoy a larger airflow which enables the indoor temperature to reach the set temp in a shorter time.



Concealed display

Hidden temperature display on a classy high gloss surface.



Self-Diagnosis

Built into the front air control to quickly locate the cause of malfunctions.



Authorized Dealers